

rane Crane Infrastructure Ltd.,

D.No. 25-2-1. G.T. Road.
Opp. Mastan Dargah
GUNTUR - 522 004. A.P.
☎ 0863 - 2223311

INFRASTRUCTURE

CIN NO :- U45209AP2008PLCO59135

Date : 20-1-2016

To,
Bombay Stock Exchange Limited
PJ Towers
Dalal Street, Mumbai-4000001
Ph: (022) 22721234


Dear Sir,

Sub: shareholding Pattern for the quarter ended 31.12.2015 - Reg:

We are herewith sending the shareholding Pattern for the quarter ended 31.12.2015 in pursuance of Regulation 31 under SEBI Listing Regulations, 2015 (LODR) for the quarter ended 31st December, 2015. This is for your information kindly acknowledge receipt of the same.

Thanking You

For Crane Infrastructure Limited



(K.Praveen)
(Executive Director)

Holding of Specified Securities

Annexure - I

1. Name of Listed Entity:	CRANE INFRASTRUCTURE LIMITED		
2. Scrip Code/Name of Scrip/Class of Security	538770		
3. Share Holding Pattern Filed under: Reg. 31(1)(a)/Reg. 31(1)(b)/Reg.31(1)(c)			
a. If under 31(1)(b) then indicate the report for Quarter ending	December 31, 2015		
b. If under 31(1)(c) then indicate date of allotment/extinguishment			
4. Declaration: The Listed entity is required to submit the following declaration to the extent of submission of information:-			
Particulars	Yes*	No*	
1. Whether the Listed Entity has issued any partly paid up shares?		NO	
2. Whether the Listed Entity has issued any Convertible Securities or Warrants?		NO	
3. Whether the Listed Entity has any shares against which depository receipts are issued?		NO	
4. Whether the Listed Entity has any shares in locked-in?		NO	
5. Whether any shares held by promoters are pledge or otherwise encumbered?		NO	

* If the Listed Entity selects the option 'No' for the questions above, the columns for the partly paid up shares, Outstanding Convertible Securities/Warrants, depository receipts, locked-in shares, No of shares pledged or otherwise encumbered by promoters, as applicable, shall not be displayed at the time of dissemination on the Stock Exchange website. Also wherever there is 'No' declared by Listed Entity in above table the values will be considered as 'Zero' by default on submission of the format of holding of specified securities.






Table 1 - SUMMARY STATEMENT HOLDING OF SPECIFIED SECURITIES

Category (I)	Category of shareholder (II)	No.s of Share holders (III)	No.s of fully paid up equity Share held (IV)	No.s of Partly paid-up equity Share held (V)	No. of shares underlying Depository Receipts (VI)	Total nos. shares held (VII)=(IV)+(V)+(VI)	Shareholding as a % of total shares (VIII)= (VII)/(A+B+C2) SCRR,1957	Class of Equity (IX)	Number of Voting Rights held in each class of securities (X)	Total as a % of (A+B+C)	No. of Shares Underlying Outstanding convertible securities (including Warrants of dilution)	Shareholding as a % of fully convertible securities (including Warrants of dilution)	No. (a)	As a % of total shares held (b)	No. (a)	As a % of total shares held (b)	Number of Shares pledged or otherwise encumbered (XIII)	Number of equity shares held in dematerialized form (XIV)
(A)	PROMOTE	122	3536739	0	0	3536739	48.8365	3536739	0	48.8365	0	0.0000	0	0.0000	0	0.0000	0	3252739
(B)	Public sh	7058	3705261	0	0	3705261	51.1635	3705261	0	51.1635	0	0.0000	0	0.0000	NA	NA	NA	2136982
(C)	Non Prom	0	0	0	0	0	0	0	0	0.0000	0	0.0000	0	0.0000	NA	NA	NA	0
(C1)	Sharesum	0	0	0	0	0	NA	0	0	0.0000	0	0.0000	0	0.0000	NA	NA	NA	0
(C2)	Shares he	0	0	0	0	0	0	0	0	0.0000	0	0.0000	0	0.0000	NA	NA	NA	0
	TOTAL	7180	7242000	0	0	7242000	7242000	7242000	0	100.0000	0	100.0000	0	0.0000	NA	NA	NA	5389721


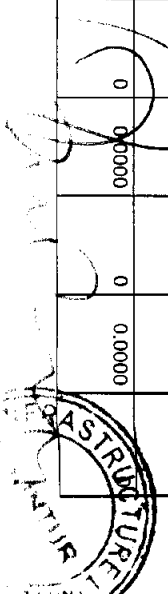


Table II - STATEMENT SHOWING SHAREHOLDING PATTERN OF THE PROMOTER AND PROMOTER GROUP

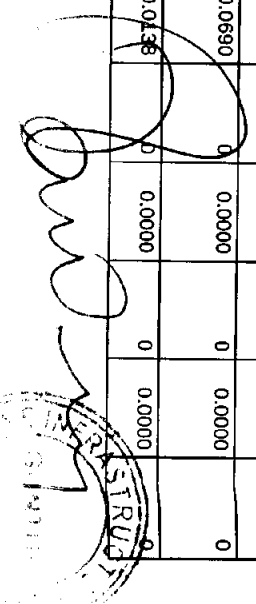
Category & Name of the shareholders (i)	PAN (ii)	No.s of Share holders (iii)	No.s of fully paid up equity Shares held (iv)	No.s of Partly paid-up equity Share held (v)	No. of Shares underlying Depository Receipts (vi)	Total shares held (vii) = (iv)+(v)+(vi)	Shareholding % calculate d as per SCRR, 19 57 (viii) As a % of (A+B+C2)	Number of Voting Rights held in each class of securities (ix)			No. of Shares Underlying Outstanding convertible securities (including Warrants)	Sharehol ding, as a % assuming full conversion of convertible securities (as a % of diluted)	Number of Locked in Shares (xii)		Number of Shares pledged or otherwise encumbered (xiii)		Number of equity shares held in dematerialized form (xiv)
								Class Equity	Class Others	Total			No. (a)	As a % of total shares held (b)	No. (a)	As a % of total shares held (b)	
11. INDIAN																	
Any Others (GROUP COMPANIES)																	
CAT - TOTAL		0	0	0	0	0	0.0000	0	0	0	0	0.0000	0	0.0000	0	0.0000	0
(a)																	
Individuals/Hindu undivided Family																	
A BALA KRISHNA RAO		1	1700	0	0	1700	0.0235	1700	0	1700	0	0.0235	0	0.0000	0	0.0000	0
A NAGESWARA RAO		1	2500	0	0	2500	0.0345	2500	0	2500	0	0.0345	0	0.0000	0	0.0000	0
A NARASIN GA RAO		1	5000	0	0	5000	0.0690	5000	0	5000	0	0.0690	0	0.0000	0	0.0000	0
A RAMESH		1	2500	0	0	2500	0.0345	2500	0	2500	0	0.0345	0	0.0000	0	0.0000	0
A V K SASTRY		1	100	0	0	100	0.0014	100	0	100	0	0.0014	0	0.0000	0	0.0000	0
AKULA BALAKRISHNA RAO		1	5000	0	0	5000	0.0690	5000	0	5000	0	0.0690	0	0.0000	0	0.0000	0
ANAND KUMAR AGARWALA		1	2500	0	0	2500	0.0345	2500	0	2500	0	0.0345	0	0.0000	0	0.0000	0
B CHANDR A SEK HAR		1	2500	0	0	2500	0.0345	2500	0	2500	0	0.0345	0	0.0000	0	0.0000	0
B MURALI KRISHNA		1	2500	0	0	2500	0.0345	2500	0	2500	0	0.0345	0	0.0000	0	0.0000	0



B V RAVI KUMAR		1	2500	0	0	2500	0.0345	2500	0	2500	0.0345	0	0.0345	0	0.0000	0	0.0000	0
BADDIRE DDY NAGAMA NI		1	500	0	0	500	0.0069	500	0	500	0.0069	0	0.0069	0	0.0000	0	0.0000	0
BHARAT H S BHOOPA LAM	AEPFB95 96R	1	2500	0	0	2500	0.0345	2500	0	2500	0.0345	0	0.0345	0	0.0000	0	0.0000	2500
BHARAT HI VISVESW ARAN		1	500	0	0	500	0.0069	500	0	500	0.0069	0	0.0069	0	0.0000	0	0.0000	0
CHAMPA LAL TANI		1	3700	0	0	3700	0.0511	3700	0	3700	0.0511	0	0.0511	0	0.0000	0	0.0000	0
CHANDA R BHANDE RI		1	500	0	0	500	0.0069	500	0	500	0.0069	0	0.0069	0	0.0000	0	0.0000	0
CHANDR AKANT A SHAH		1	10000	0	0	10000	0.1381	10000	0	10000	0.1381	0	0.1381	0	0.0000	0	0.0000	0
D BHASKA RA RAO		1	2500	0	0	2500	0.0345	2500	0	2500	0.0345	0	0.0345	0	0.0000	0	0.0000	0
D M SHANKA RAPPA		1	2500	0	0	2500	0.0345	2500	0	2500	0.0345	0	0.0345	0	0.0000	0	0.0000	0
D NAGESH BABU		1	1200	0	0	1200	0.0166	1200	0	1200	0.0166	0	0.0166	0	0.0000	0	0.0000	0
D RAMACH ANDRAIA H		1	5000	0	0	5000	0.0690	5000	0	5000	0.0690	0	0.0690	0	0.0000	0	0.0000	0
DEEPIKA HASMUK HBHAI PATEL		1	2500	0	0	2500	0.0345	2500	0	2500	0.0345	0	0.0345	0	0.0000	0	0.0000	0
DOKI NAGESW ARA RAO		1	200	0	0	200	0.0028	200	0	200	0.0028	0	0.0028	0	0.0000	0	0.0000	0
DONTHU SESHUK UMAR		1	3900	0	0	3900	0.0539	3900	0	3900	0.0539	0	0.0539	0	0.0000	0	0.0000	0
DUMPA RAMA RAO		1	200	0	0	200	0.0028	200	0	200	0.0028	0	0.0028	0	0.0000	0	0.0000	0




	G RAJA GOPAL		1	5000	0	0	5000	0.0690	5000	0	5000	0.0690	0	0.0690	0	0.0000	0	0.0000	0
	G S GANAPAT HI		1	5000	0	0	5000	0.0690	5000	0	5000	0.0690	0	0.0690	0	0.0000	0	0.0000	0
	G V S L KANTHA RAO	AHEPG43 70L	1	1115580	0	0	1115580	15.4043	1115580	0	1115580	15.4043	0	15.4043	0	0.0000	0	0.0000	1115580
	G V SURESH		1	1000	0	0	1000	0.0138	1000	0	1000	0.0138	0	0.0138	0	0.0000	0	0.0000	0
	G V S L KANTHA RAO	AHEPG43 70L	1	62000	0	0	62000	0.8561	62000	0	62000	0.8561	0	0.8561	0	0.0000	0	0.0000	62000
	GANDUL URI CHINNA VEERA REDDY		1	5000	0	0	5000	0.0690	5000	0	5000	0.0690	0	0.0690	0	0.0000	0	0.0000	0
	GELLI KALAVAT HI		1	3000	0	0	3000	0.0414	3000	0	3000	0.0414	0	0.0414	0	0.0000	0	0.0000	0
	GRANDHI HIMAJA	AETPG38 06P	1	73189	0	0	73189	1.0106	73189	0	73189	1.0106	0	1.0106	0	0.0000	0	0.0000	73189
	GRANDHI NARASA MMA		1	10	0	0	10	0.0001	10	0	10	0.0001	0	0.0001	0	0.0000	0	0.0000	0
	GRANDHI SUBBAR AO	ACKPG60 41R	1	1974670	0	0	1974670	27.2669	1974670	0	1974670	27.2669	0	27.2669	0	0.0000	0	0.0000	1974670
	H R SUBBAR AO		1	5000	0	0	5000	0.0690	5000	0	5000	0.0690	0	0.0690	0	0.0000	0	0.0000	0
	HARSHE D KUMAR DOSHI		1	1000	0	0	1000	0.0138	1000	0	1000	0.0138	0	0.0138	0	0.0000	0	0.0000	0
	JAMI CHANDR A SEKHAR AO		1	200	0	0	200	0.0028	200	0	200	0.0028	0	0.0028	0	0.0000	0	0.0000	0
	JASTI MDAYA LAKSHMI		1	5000	0	0	5000	0.0690	5000	0	5000	0.0690	0	0.0690	0	0.0000	0	0.0000	0
	JAYANTHI ILAL		1	1000	0	0	1000	0.0138	1000	0	1000	0.0138	0	0.0138	0	0.0000	0	0.0000	0




 REGISTRAR

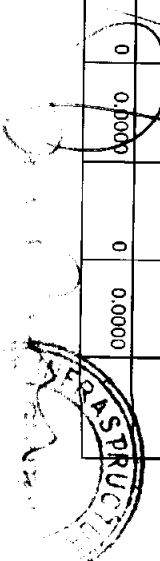
JITENDR A CHUNILA L SHAH		1	500	0	0	500	0.0069	500	0	500	0.0069	0	0.0069	0	0.0000	0	0.0000	0
K G PANCHHA KSHARA PPA		1	2500	0	0	2500	0.0345	2500	0	2500	0.0345	0	0.0345	0	0.0000	0	0.0000	0
K MANGAY AMMA		1	5000	0	0	5000	0.0690	5000	0	5000	0.0690	0	0.0690	0	0.0000	0	0.0000	0
K MANI		1	800	0	0	800	0.0110	800	0	800	0.0110	0	0.0110	0	0.0000	0	0.0000	0
K MANIKYA MBA		1	5000	0	0	5000	0.0690	5000	0	5000	0.0690	0	0.0690	0	0.0000	0	0.0000	0
K RAMESH		1	2500	0	0	2500	0.0345	2500	0	2500	0.0345	0	0.0345	0	0.0000	0	0.0000	0
K SIVA RAMA KRISHNA		1	5000	0	0	5000	0.0690	5000	0	5000	0.0690	0	0.0690	0	0.0000	0	0.0000	0
K SUBBAYA MMA		1	2500	0	0	2500	0.0345	2500	0	2500	0.0345	0	0.0345	0	0.0000	0	0.0000	0
K VISHALA KSHI		1	5000	0	0	5000	0.0690	5000	0	5000	0.0690	0	0.0690	0	0.0000	0	0.0000	0
KAMLES		1	500	0	0	500	0.0069	500	0	500	0.0069	0	0.0069	0	0.0000	0	0.0000	0
KANRAJ M JAIN	AAOPM7 347Q	1	5000	0	0	5000	0.0690	5000	0	5000	0.0690	0	0.0690	0	0.0000	0	0.0000	5000
KANTILA L JAIN		1	500	0	0	500	0.0069	500	0	500	0.0069	0	0.0069	0	0.0000	0	0.0000	0
KISHAN JALAN	ACCPJ84 12D	1	2500	0	0	2500	0.0345	2500	0	2500	0.0345	0	0.0345	0	0.0000	0	0.0000	0
KUSUM DEVI JALAN		1	2500	0	0	2500	0.0345	2500	0	2500	0.0345	0	0.0345	0	0.0000	0	0.0000	0
LAKSHMI DEVI		1	1700	0	0	1700	0.0235	1700	0	1700	0.0235	0	0.0235	0	0.0000	0	0.0000	0
M GANESH GUPTA		1	2500	0	0	2500	0.0345	2500	0	2500	0.0345	0	0.0345	0	0.0000	0	0.0000	0
M N OMKARA PPA		1	2500	0	0	2500	0.0345	2500	0	2500	0.0345	0	0.0345	0	0.0000	0	0.0000	0
M SRIVAST A		1	10	0	0	10	0.0001	10	0	10	0.0001	0	0.0001	0	0.0000	0	0.0000	0
M V S KUMAR		1	5000	0	0	5000	0.0690	5000	0	5000	0.0690	0	0.0690	0	0.0000	0	0.0000	0

DAVID



M VIJAYA KUMAR	1	7500	0	0	7500	0.1036	7500	0	7500	0.1036	0	0.1036	0	0.0000	0	0.0000	0
MAHESH KUMAR	1	2500	0	0	2500	0.0345	2500	0	2500	0.0345	0	0.0345	0	0.0000	0	0.0000	0
MAHIND RA SABETO	1	100	0	0	100	0.0014	100	0	100	0.0014	0	0.0014	0	0.0000	0	0.0000	0
MANOJ KUMAR AGARWA LA	1	2500	0	0	2500	0.0345	2500	0	2500	0.0345	0	0.0345	0	0.0000	0	0.0000	0
MEENA JAIN	1	2500	0	0	2500	0.0345	2500	0	2500	0.0345	0	0.0345	0	0.0000	0	0.0000	0
MITTA NAGAMA NI	1	5000	0	0	5000	0.0690	5000	0	5000	0.0690	0	0.0690	0	0.0000	0	0.0000	0
MOHINID EVI THARED AGARWA LA	1	2500	0	0	2500	0.0345	2500	0	2500	0.0345	0	0.0345	0	0.0000	0	0.0000	0
MUKUNDA PANDA	1	100	0	0	100	0.0014	100	0	100	0.0014	0	0.0014	0	0.0000	0	0.0000	0
N NAGAMA NI	1	1200	0	0	1200	0.0166	1200	0	1200	0.0166	0	0.0166	0	0.0000	0	0.0000	0
N VENKATE SWARA RAO	1	1250	0	0	1250	0.0173	1250	0	1250	0.0173	0	0.0173	0	0.0000	0	0.0000	0
NAGAVA RDHINI	1	2500	0	0	2500	0.0345	2500	0	2500	0.0345	0	0.0345	0	0.0000	0	0.0000	0
NAGULU KONDA VENKATE SWARA RAO	1	500	0	0	500	0.0069	500	0	500	0.0069	0	0.0069	0	0.0000	0	0.0000	0
NEMICHA ND MEHTA	1	500	0	0	500	0.0069	500	0	500	0.0069	0	0.0069	0	0.0000	0	0.0000	0
OM PRAKASH AGARWA LA	1	2500	0	0	2500	0.0345	2500	0	2500	0.0345	0	0.0345	0	0.0000	0	0.0000	0
P KRISHNA VENI	1	400	0	0	400	0.0055	400	0	400	0.0055	0	0.0055	0	0.0000	0	0.0000	0



P	MADHUS UDAN		1	2500	0	0	2500	0.0345	2500	0	2500	0.0345	0	0.0345	0	0.0345	0	0.0000	0	0.0000	0
P	SIVA PRASAD		1	10000	0	0	10000	0.1381	10000	0	10000	0.1381	0	0.1381	0	0.0000	0	0.0000	0	0.0000	0
P	V KRISHNA		1	5800	0	0	5800	0.0801	5800	0	5800	0.0801	0	0.0801	0	0.0000	0	0.0000	0	0.0000	0
P	VENKATA SRI KRISHNA		1	10	0	0	10	0.0001	10	0	10	0.0001	0	0.0001	0	0.0000	0	0.0000	0	0.0000	0
	PARISA BI		1	5000	0	0	5000	0.0690	5000	0	5000	0.0690	0	0.0690	0	0.0000	0	0.0000	0	0.0000	0
	PIRATLA RAMBABU	ARW/PP1 864E	1	500	0	0	500	0.0069	500	0	500	0.0069	0	0.0069	0	0.0000	0	0.0000	0	0.0000	500
	PRADEE P KUMAR JAIN		1	2500	0	0	2500	0.0345	2500	0	2500	0.0345	0	0.0345	0	0.0000	0	0.0000	0	0.0000	0
R	JAGADIS H KUMAR		1	6500	0	0	6500	0.0898	6500	0	6500	0.0898	0	0.0898	0	0.0000	0	0.0000	0	0.0000	0
R	PARIMAL A		1	5000	0	0	5000	0.0690	5000	0	5000	0.0690	0	0.0690	0	0.0000	0	0.0000	0	0.0000	0
R	PAVITRA		1	500	0	0	500	0.0069	500	0	500	0.0069	0	0.0069	0	0.0000	0	0.0000	0	0.0000	0
	RADHAK RISHNA SABETO		1	100	0	0	100	0.0014	100	0	100	0.0014	0	0.0014	0	0.0000	0	0.0000	0	0.0000	0
	RAGHAV ENDRA PRASAD		1	5000	0	0	5000	0.0690	5000	0	5000	0.0690	0	0.0690	0	0.0000	0	0.0000	0	0.0000	0
	RAGHAV ENDRA RAO MITTA	ACEP/M0 335J	1	5000	0	0	5000	0.0690	5000	0	5000	0.0690	0	0.0690	0	0.0000	0	0.0000	0	0.0000	5000
	RAJEND RA BHAGIRATH		1	300	0	0	300	0.0041	300	0	300	0.0041	0	0.0041	0	0.0000	0	0.0000	0	0.0000	0
	RAMA GOVINDA RAO VYTLA	APPPV99 75D	1	2500	0	0	2500	0.0345	2500	0	2500	0.0345	0	0.0345	0	0.0000	0	0.0000	0	0.0000	2500
	RAMALIN GAIAH		1	2500	0	0	2500	0.0345	2500	0	2500	0.0345	0	0.0345	0	0.0000	0	0.0000	0	0.0000	0
	RANGAR AJ JAIN		1	700	0	0	700	0.0097	700	0	700	0.0097	0	0.0097	0	0.0000	0	0.0000	0	0.0000	0



RASHMI JALANI		1	5000	0	0	5000	0.0690	5000	0	5000	0.0690	0	0.0690	0	0.0690	0	0.0000	0	0.0000	0
S DHANAL AKSHIMI THYRU		1	10	0	0	10	0.0001	10	0	10	0.0001	0	0.0001	0	0.0000	0	0.0000	0	0.0000	0
S MADAJAL		1	500	0	0	500	0.0069	500	0	500	0.0069	0	0.0069	0	0.0000	0	0.0000	0	0.0000	0
S RUDRAP PA		1	5000	0	0	5000	0.0690	5000	0	5000	0.0690	0	0.0690	0	0.0000	0	0.0000	0	0.0000	0
S SUBRAM ANYAM		1	2500	0	0	2500	0.0345	2500	0	2500	0.0345	0	0.0345	0	0.0000	0	0.0000	0	0.0000	0
SANJAY KUMAR AGARWA LA		1	2500	0	0	2500	0.0345	2500	0	2500	0.0345	0	0.0345	0	0.0000	0	0.0000	0	0.0000	0
SARANA M DHANAL AKSHIMI THAYARU	AAFP144 SAN	1	6600	0	0	6600	0.0911	6600	0	6600	0.0911	0	0.0911	0	0.0000	0	0.0000	0	0.0000	6600
SATYANA RAYANA SABETO		1	100	0	0	100	0.0014	100	0	100	0.0014	0	0.0014	0	0.0000	0	0.0000	0	0.0000	0
SEEMA MURARK A		1	10000	0	0	10000	0.1381	10000	0	10000	0.1381	0	0.1381	0	0.0000	0	0.0000	0	0.0000	0
SHAKUN TALA DEVI	AAVPS71 42J	1	5000	0	0	5000	0.0690	5000	0	5000	0.0690	0	0.0690	0	0.0000	0	0.0000	0	0.0000	5000
SINDIRI RAJA		1	100	0	0	100	0.0014	100	0	100	0.0014	0	0.0014	0	0.0000	0	0.0000	0	0.0000	0
SINGAMS ETTI NAGARA JU		1	500	0	0	500	0.0069	500	0	500	0.0069	0	0.0069	0	0.0000	0	0.0000	0	0.0000	0
SNEHA AGARWA LA		1	2500	0	0	2500	0.0345	2500	0	2500	0.0345	0	0.0345	0	0.0000	0	0.0000	0	0.0000	0
SUMATIM ULL HASTIMA L		1	5000	0	0	5000	0.0690	5000	0	5000	0.0690	0	0.0690	0	0.0000	0	0.0000	0	0.0000	0
LAKSHMI		1	5000	0	0	5000	0.0690	5000	0	5000	0.0690	0	0.0690	0	0.0000	0	0.0000	0	0.0000	0



TR SHANKA RAPPA	1	5000	0	0	5000	0.0690	5000	0	5000	0.0690	0	0.0690	0	0.0000	0	0.0000	0
TS PRAKASH	1	5000	0	0	5000	0.0690	5000	0	5000	0.0690	0	0.0690	0	0.0000	0	0.0000	0
TSR ANJANEY ELU	1	2500	0	0	2500	0.0345	2500	0	2500	0.0345	0	0.0345	0	0.0000	0	0.0000	0
TANGADU BAIRAGI	1	100	0	0	100	0.0014	100	0	100	0.0014	0	0.0014	0	0.0000	0	0.0000	0
UMA SANKER SABETO	1	100	0	0	100	0.0014	100	0	100	0.0014	0	0.0014	0	0.0000	0	0.0000	0
VC SHANKA RAPPAD YEVA	1	2500	0	0	2500	0.0345	2500	0	2500	0.0345	0	0.0345	0	0.0000	0	0.0000	0
V CHANDR AMATHI	1	2500	0	0	2500	0.0345	2500	0	2500	0.0345	0	0.0345	0	0.0000	0	0.0000	0
V N PALANI	1	5000	0	0	5000	0.0690	5000	0	5000	0.0690	0	0.0690	0	0.0000	0	0.0000	0
V SUBRAM ANYAM	1	2500	0	0	2500	0.0345	2500	0	2500	0.0345	0	0.0345	0	0.0000	0	0.0000	0
V V S CHOWDARY	1	200	0	0	200	0.0028	200	0	200	0.0028	0	0.0028	0	0.0000	0	0.0000	0
VAKACH ARLA CHINNA VENKATE SWARA RAO	1	500	0	0	500	0.0069	500	0	500	0.0069	0	0.0069	0	0.0000	0	0.0000	0
VAKACH ARLA SATYANA GESWAR A RAO	1	500	0	0	500	0.0069	500	0	500	0.0069	0	0.0069	0	0.0000	0	0.0000	0
VASA SADASI V A RAO	1	200	0	0	200	0.0028	200	0	200	0.0028	0	0.0028	0	0.0000	0	0.0000	200
VIDYA SHIVA KUMAR	1	500	0	0	500	0.0069	500	0	500	0.0069	0	0.0069	0	0.0000	0	0.0000	0

[Handwritten Signature]

STRUCTURE
CONTROL
OFFICE
CHINTUR

	VOGGU	1	2500	0	0	2500	0.0345	2500	0	2500	0.0345	0	0.0345	0	0.0000	0	0.0000	0	0.0000
	LAKSHMI																		
	NARASIM																		
	HA RAO																		
	VUTLE	1	200	0	0	200	0.0028	200	0	200	0.0028	0	0.0028	0	0.0000	0	0.0000	0	0.0000
	MEENAK																		
	ATENE																		
	RAO																		
	WG	1	10	0	0	10	0.0001	10	0	10	0.0001	0	0.0001	0	0.0000	0	0.0000	0	0.0000
	LAKSHMI																		
	HYMAVAT																		
	HI																		
	CAT -	122	3536739	0	0	3536739	48.8365	3536739	0	3536739	48.8365	0	48.8365	0	0.0000	0	0.0000	0	0.0000
	TOTAL																		
(b)	Central Government/ State Government(s)																		
	CAT -	0	0	0	0	0	0.0000	0	0	0	0.0000	0	0.0000	0	0.0000	0	0.0000	0	0.0000
	TOTAL	0	0	0	0	0	0.0000	0	0	0	0.0000	0	0.0000	0	0.0000	0	0.0000	0	0.0000
(c)	Financial Institutions/ Banks																		
	CAT -	0	0	0	0	0	0.0000	0	0	0	0.0000	0	0.0000	0	0.0000	0	0.0000	0	0.0000
	TOTAL	0	0	0	0	0	0.0000	0	0	0	0.0000	0	0.0000	0	0.0000	0	0.0000	0	0.0000
(d)	Any Other (Specify)																		
	CAT -	0	0	0	0	0	0.0000	0	0	0	0.0000	0	0.0000	0	0.0000	0	0.0000	0	0.0000
	TOTAL	0	0	0	0	0	0.0000	0	0	0	0.0000	0	0.0000	0	0.0000	0	0.0000	0	0.0000
(d)	Any Others (BODIES CORPORATE)																		
	CAT -	0	0	0	0	0	0.0000	0	0	0	0.0000	0	0.0000	0	0.0000	0	0.0000	0	0.0000
	TOTAL	0	0	0	0	0	0.0000	0	0	0	0.0000	0	0.0000	0	0.0000	0	0.0000	0	0.0000
	TOTAL	122	3536739	0	0	3536739	48.8365	3536739	0	3536739	48.8365	0	48.8365	0	0.0000	0	0.0000	0	0.0000
	72. FOREIGN																		
(a)	Individuals (Non-Resident Individuals/ Foreign Individuals)																		
	CAT -	0	0	0	0	0	0.0000	0	0	0	0.0000	0	0.0000	0	0.0000	0	0.0000	0	0.0000
	TOTAL	0	0	0	0	0	0.0000	0	0	0	0.0000	0	0.0000	0	0.0000	0	0.0000	0	0.0000
(c)	Institutions																		
	CAT -	0	0	0	0	0	0.0000	0	0	0	0.0000	0	0.0000	0	0.0000	0	0.0000	0	0.0000
	TOTAL	0	0	0	0	0	0.0000	0	0	0	0.0000	0	0.0000	0	0.0000	0	0.0000	0	0.0000
(d)	Foreign Portfolio Investor																		
	CAT -	0	0	0	0	0	0.0000	0	0	0	0.0000	0	0.0000	0	0.0000	0	0.0000	0	0.0000
	TOTAL	0	0	0	0	0	0.0000	0	0	0	0.0000	0	0.0000	0	0.0000	0	0.0000	0	0.0000
(e)	Any Other (Specify)																		
	CAT -	0	0	0	0	0	0.0000	0	0	0	0.0000	0	0.0000	0	0.0000	0	0.0000	0	0.0000
	TOTAL	0	0	0	0	0	0.0000	0	0	0	0.0000	0	0.0000	0	0.0000	0	0.0000	0	0.0000
(e)	Any Others (BODIES CORPORATE)																		
	CAT -	0	0	0	0	0	0.0000	0	0	0	0.0000	0	0.0000	0	0.0000	0	0.0000	0	0.0000
	TOTAL	0	0	0	0	0	0.0000	0	0	0	0.0000	0	0.0000	0	0.0000	0	0.0000	0	0.0000



	CAT -		0	0	0	0	0	0.0000	0	0	0	0	0	0.0000	0	0	0.0000	0	0.0000	0	0.0000	0	0.0000	0
	TOTAL		0	0	0	0	0	0.0000	0	0	0	0	0.0000	0	0	0	0.0000	0	0.0000	0	0.0000	0	0.0000	0
(e) Any Others (GROUP COMPANIES)																								
	CAT -		0	0	0	0	0	0.0000	0	0	0	0	0.0000	0	0	0	0.0000	0	0.0000	0	0.0000	0	0.0000	0
	TOTAL		0	0	0	0	0	0.0000	0	0	0	0	0.0000	0	0	0	0.0000	0	0.0000	0	0.0000	0	0.0000	0
	GRAND -		0	0	0	0	0	0.0000	0	0	0	0	0.0000	0	0	0	0.0000	0	0.0000	0	0.0000	0	0.0000	0
	TOTAL		122	3536739	0	0	0	48.8365	3536739	0	0	0	48.8365	0	0	0	48.8365	0	0.0000	0	0.0000	0	0.0000	3252739

[Handwritten Signature]




Table III - STATEMENT SHOWING SHAREHOLDING PATTERN OF THE PUBLIC SHAREHOLDER

Category & Name of the shareholders (i)	PAN (ii)	No.s of Share holders (iii)	No.s of fully paid up equity Share held (iv)	No.s of Partly paid-up equity Share held (v)	No. of Shares underlying Depository Receipts (vi)	Total nos. shares held (vii)=(iv)+(v)+(vi)	Shareholding % calculate d as per SCRR,19 57 (viii) As a % of (A+B+C2)	Number of Voting Rights held in each class of securities (ix)			Total as a % of (A+B+C)	No. of Shares Underlying Outstanding convertible securities (including Warrants)	Shareholding, as a % assuming full conversion of convertible securities of diluted	Number of Locked in Shares (xii)	As a % of total shares held (b)	Number of Shares pledged or otherwise encumbered (xiii)		Number of equity shares held in dematerialized form (xiv)
								Class Equity	Class Others	Total						(a)	(b)	
1. INSTITUTIONS																		
(a) Mutual Funds		1	5000	0	0	5000	0.0690	5000	0	5000	0.0690	0	0.0690	0	0.0000	NA	NA	0
(b) Venture Capital Funds		0	0	0	0	0	0.0000	0	0	0	0.0000	0	0.0000	0	0.0000	NA	NA	0
(c) Alternate Investment Funds		0	0	0	0	0	0.0000	0	0	0	0.0000	0	0.0000	0	0.0000	NA	NA	0
(d) Foreign Venture Capital Investors		0	0	0	0	0	0.0000	0	0	0	0.0000	0	0.0000	0	0.0000	NA	NA	0
(e) Foreign Portfolio Investors		0	0	0	0	0	0.0000	0	0	0	0.0000	0	0.0000	0	0.0000	NA	NA	0
(f) Financial Institutions/ Insurance Companies		2	22300	0	0	22300	0.3079	22300	0	22300	0.3079	0	0.3079	0	0.0000	NA	NA	0
(g) Insurance Companies		0	0	0	0	0	0.0000	0	0	0	0.0000	0	0.0000	0	0.0000	NA	NA	0
(h) Provident Funds/ Pension Funds		0	0	0	0	0	0.0000	0	0	0	0.0000	0	0.0000	0	0.0000	NA	NA	0
(i) Any Other (specify)		0	0	0	0	0	0.0000	0	0	0	0.0000	0	0.0000	0	0.0000	NA	NA	0
(i) Any Others (FIS)		0	0	0	0	0	0.0000	0	0	0	0.0000	0	0.0000	0	0.0000	NA	NA	0
(i) Any Others (FOREIGN FINANCIAL)		0	0	0	0	0	0.0000	0	0	0	0.0000	0	0.0000	0	0.0000	NA	NA	0
(i) Any Others (TRUSTS)		0	0	0	0	0	0.0000	0	0	0	0.0000	0	0.0000	0	0.0000	NA	NA	0
(2) Central Government		0	0	0	0	0	0.0000	0	0	0	0.0000	0	0.0000	0	0.0000	NA	NA	0



	SUB TOTAL	3	27300	0	0	27300	0.3770	27300	0	27300	0.3770	0	0.3770	0	0.0000	NA	NA	0	
14 B.2. Non-institutions																			
(a.1)	Individuals - i. Shareholders	6892	3051940	0	0	3051940	42.1422	3051940	0	3051940	42.1422	0	42.1422	0	0.0000	NA	NA	1606161	
	(CAPITAL UP TO Rs. 2 Lakh)	6892	3051940	0	0	3051940	42.1422	3051940	0	3051940	42.1422	0	42.1422	0	0.0000	NA	NA	1606161	
(a.2)	INDIVIDUAL - ii. Individual shareholders holding nominal share capital in GREAT R THAN Rs. 2 Lakh)	11	432896	0	0	432896	5.9776	432896	0	432896	5.9776	0	5.9776	0	0.0000	NA	NA	432896	
	GRANDHI LAKSHMI HYMAVATI HI	1	104295	0	0	104295	1.4401	104295	0	104295	1.4401	0	1.4401	0	0.0000	NA	NA	104295	
	SUB TOTAL	6903	3484836	0	0	3484836	48.1198	3484836	0	3484836	48.1198	0	48.1198	0	0.0000	NA	NA	2039057	
16 1. INSTITUTIONS																			
(b)	NBFCs registered with RBI	0	0	0	0	0	0.0000	0	0	0	0.0000	0	0.0000	0	0.0000	NA	NA	0	
(c)	Employee Trusts	0	0	0	0	0	0.0000	0	0	0	0.0000	0	0.0000	0	0.0000	NA	NA	0	
(d)	Overseas Depositories (holding DRs)	0	0	0	0	0	0.0000	0	0	0	0.0000	0	0.0000	0	0.0000	NA	NA	0	
	SUB TOTAL	0	0	0	0	0	0.0000	0	0	0	0.0000	0	0.0000	0	0.0000	NA	NA	0	
19 B.2. Non-institutions																			
(e)	Any Others (BODIES)	80	152846	0	0	152846	2.1105	152846	0	152846	2.1105	0	2.1105	0	0.0000	NA	NA	85246	
(e)	Any Others (CLEARING)	15	7843	0	0	7843	0.1083	7843	0	7843	0.1083	0	0.1083	0	0.0000	NA	NA	7843	
(e)	Any Others (DIRECTORS)	15	7843	0	0	7843	0.1083	7843	0	7843	0.1083	0	0.1083	0	0.0000	NA	NA	7843	
(e)	Any Others (ESCROW)	0	0	0	0	0	0.0000	0	0	0	0.0000	0	0.0000	0	0.0000	NA	NA	0	



Table IV - STATEMENT SHOWING SHAREHOLDING PATTERN OF THE NON PROMOTER - NON PUBLIC SHAREHOLDER

Category & Name of the shareholders (i)	PAN (ii)	No.s of Share holders (iii)	No.s of fully paid up equity Share held (iv)	No.s of Partly paid-up equity Share held (v)	No. of shares underlying Depository Receipts (vi)	Total nos. shares held (vii) = (iv)+(v)+(vi)	Shareholding % calculated as per SCRR, 1957 (viii) As a % of (A+B+C2)	Number of Voting Rights held in each class of securities (ix)			Total as a % of (A+B+C)	No. of Outstanding Shares (including Warrants) (x)	Shareholding, as a % assuming full conversion of convertible securities of dilutable share	Number of Locked in shares (xi)		Number of Shares pledged or otherwise encumbered (xiii)		Number of equity shares held in dematerialized form (xiv)
								No of Voting Rights	Class Others	Total				No. (a)	As a % of total shares held (b)	No. (a)	As a % of total shares held (b)	
EMPLOYEE BENEFIT TRUST																		
Total Non Promoter		0	0	0	0	0	0.0000	0	0	0	0.0000	0	0.0000	0	0.0000	NA	NA	0
Non Public		0	0	0	0	0	0.0000	0	0	0	0.0000	0	0.0000	0	0.0000	NA	NA	0

[Handwritten Signature]

